

Tiranti Sollevamento Pianali



1753
FIAT PANDA - 127 C - L - CL
Lungh. mm 315



1749
SEAT IBIZA 1° SERIE
Lungh. mm 410



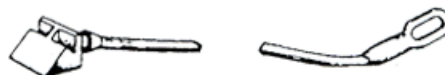
1762
FORD FIESTA 1° E 2° SERIE
Lungh. mm 365




1748
RENAULT CLIO
Lungh. mm 250



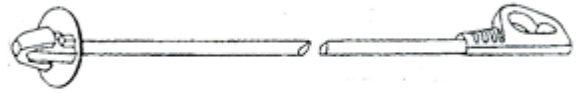
1768
VOLKSWAGEN GOLF DAL 1983
Lungh. mm 265




1763
VOLKSWAGEN GOLF DAL 1983
Lungh. mm 330



1747
FIAT PANDA RESTYLING
Lungh. mm 350



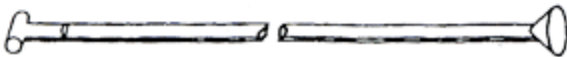
1742
FIAT BRAVO - BRAVA cordino
Lungh. mm 290



1746
FIAT NUOVA PUNTO



1745
PEUGEOT
Lungh. mm 345




1744
SEAT IBIZA 2° SERIE
Lungh. mm 465




1743
OPEL CORSA
Lungh. mm 285



1767
FIAT TIPO
Lungh. mm 345



1786
FIAT UNO 86
Lungh. mm 370



1766
FIAT PANDA RESTYLING
Lungh. mm 400



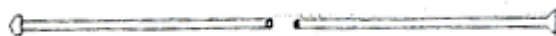
1765
FIAT CROMA - LANCIA DELTA - Y10



1740
FIAT UNO RESTYLING
Lungh. mm 280



1739
FIAT PUNTO T.T.
Lungh. mm 345



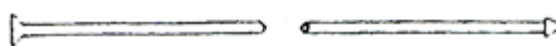
1741
FIAT BRAVA - ALFA 146
Lungh. mm 180

1757
FIAT UNO RITMO in nylon
Lungh. mm 345



1756
FIAT RITMO 1° E 2° SERIE in nylon
Lungh. mm 375

1751
FIAT 127 3° SERIE in nylon
Lungh. mm 300



1752
FIAT 127 1° SERIE in gomma
Lungh. mm 340

1750
FIAT RITMO 1° SERIE in gomma
Lungh. mm 265